



COME WITH DISTRACTIONS

BEFORE YOU BEGIN


You have survived beginner behaviors and now you're ready for something harder. Welcome to Advanced behaviors! In these, your dog will be pushed hard to behave during distractions (some of which are very, very distracting!). Many of our commands have been broken up into multiple parts to make it easier for our owners and dogs to learn and enjoy themselves during the training sessions.


The advanced behaviors we will be learning can be frustrating to both dog and owner, so if you find yourself getting frustrated, please **do yourself a favor and end the training session with something simple**, like sit. Ending a session on a good note will make you feel better and encourage your dog as well. By this point, your dog should be well versed in basic commands and willing to respond to them quickly without always needing a treat for their efforts.


COME WITH DISTRACTIONS

Come is a behavior your dog should be comfortable with by now. Just like Sit and Stay, we are now going to make our stay harder by adding distractions while our dog performs that behavior. This is easiest to practice with a second person, but can be done alone as well. Practice in a fenced in area, like a dog park, or on a long leash so you can ensure your dog won't be able to ignore you.

 Set up your distraction (Loud children, squeaky toys, other dogs, etc.) at a distance

 Call your dog to come to you with the distractions active

 If your dog goes toward the distraction, use the leash to re-direct your dog's attention back onto you. You can use the "Leave it" command during this as well, to help reinforce the correct behavior.

 When your dog arrives in front of you, praise heavily and give them a treat. Make sure your dog sits when completing the come command.

If your dog ignores the distraction, slowly begin drawing it closer to the dog and making it a larger temptation. This can help ensure your dog will obey your command even with very large distractions (like somebody rattling a treat bag, a squeaky toy, or exciting thing). If you find your dog getting too distracted by the activity, stop the distraction and return them to a regular sit. Begin again with more distance between the distraction and the dog while using a smaller distraction.