



ADVANCED CLASS SIX

We will be running practice Canine Good Citizenship test to see how far along our pets are in their training. Items on the Canine Good Citizen Test include:



ACCEPTING A FRIENDLY STRANGER

This test demonstrates that the dog will allow a friendly stranger to approach it and speak to the handler in a natural, everyday situation. The evaluator walks up to the dog and handler and greets the handler in a friendly manner, ignoring the dog. The evaluator and handler shake hands and exchange pleasantries. The dog must show no sign of resentment or shyness.

SIT POLITELY FOR PETTING


This test demonstrates that the dog will allow a friendly stranger to touch it while it is out with its handler. With the dog sitting at the handler's side, to begin the exercise, the evaluator pets the dog on the head and body. The handler may talk to his or her dog throughout the exercise. The dog may stand in place as it is petted. The dog must not show shyness or resentment.



APPEARANCE AND GROOMING

This practical test demonstrates that the dog will welcome being groomed and examined and will permit someone, such as a veterinarian, groomer or friend of the owner, to do so. It also demonstrates the owner's care, concern and sense of responsibility. The evaluator inspects the dog to determine if it is clean and groomed. The dog must appear to be in healthy condition (i.e., proper weight, clean, healthy and alert). The handler should supply the comb or brush commonly used on the dog. The evaluator then softly combs or brushes the dog, and in a natural manner, lightly examines the ears and gently picks up each front foot. It is not necessary for the dog to hold a specific position during the examination, and the handler may talk to the dog, praise it and give encouragement throughout.

OUT FOR A WALK



This test demonstrates that the handler is in control of the dog. The dog may be on either side of the handler. The dog's position should leave no doubt that the dog is attentive to the handler and is responding to the handler's movements and changes of direction. The dog need not be perfectly aligned with the handler and need not sit when the handler stops. The evaluator may use a pre-plotted course or may direct the handler/dog team by issuing instructions or

commands. In either case, there should be a right turn, left turn, and an about turn with at least one stop in between and another at the end. The handler may talk to the dog along the way, praise the dog, or give commands in a normal tone of voice. The handler may sit the dog at the halts if desired.

WALKING THROUGH A CROWD

This test demonstrates that the dog can move about politely in pedestrian traffic and is under control in public places. The dog and handler walk around and pass close to several people (at least three). The dog may show some interest in the strangers but should continue to walk with the handler, without evidence of over-exuberance, shyness or resentment. The handler may talk to the dog and encourage or praise the dog throughout the test. The dog should not jump on people in the crowd or strain on the leash.

SIT & DOWN / STAYING IN PLACE


This test demonstrates that the dog has training, will respond to the handler's commands to sit and down and will remain in the place commanded by the handler (sit or down position, whichever the handler prefers). The dog must do sit AND down on command, then the owner chooses the position for leaving the dog in the stay. Prior to this test, the dog's leash is replaced with a line 20 feet long. The handler may take a reasonable amount of time and use more than one command to get the dog to sit and then down. The evaluator must determine if the dog has responded to the handler's commands. The handler may not force the dog into position but may touch the dog to offer gentle guidance. When instructed by the evaluator, the handler tells the dog to stay and walks forward the length of the line, turns and returns to the dog at a natural pace. The dog must remain in the place in which it was left (it may change position) until the evaluator instructs the handler to release the dog. The dog may be released from the front or the side.

COME WHEN CALLED



This test demonstrates that the dog will come when called by the handler. The handler will walk 10 feet from the dog, turn to face the dog, and call the dog. The handler may use encouragement to get the dog to come. Handlers may choose to tell dogs to "stay" or "wait" or they may simply walk away, giving no instructions to the dog.

REACTION TO ANOTHER DOG



This test demonstrates that the dog can behave politely around other dogs. Two handlers and their dogs approach each other from a distance of about 20 feet, stop, shake hands and exchange pleasantries, and continue on for about 10 feet. The dogs should show no more than casual interest in each other. Neither dog should go to the other dog or its handler.

REACTION TO DISTRACTION

This test demonstrates that the dog is confident at all times when faced with common distracting situations. The evaluator will select and present two distractions. Examples of distractions include dropping a chair, rolling a crate dolly past the dog, having a jogger run in front of the dog, or dropping a crutch or cane. The dog may express natural interest and curiosity and/or may appear slightly startled but should not panic, try to run away, show aggressiveness, or bark. The handler may talk to the dog and encourage or praise it throughout the exercise.

SUPERVISED SEPARATION

This test demonstrates that a dog can be left with a person, if necessary, and will maintain training and good manners. Evaluators are encouraged to say something like, "Would you like me to watch your dog?" and then take hold of the dog's leash. The owner will go out of sight for three minutes. The dog does not have to stay in position but should not continually bark, whine, or pace unnecessarily, or show anything stronger than mild agitation or nervousness. Evaluators may talk to the dog but should not engage in excessive talking, petting, or management attempts (e.g. "there, there, it's alright").

EQUIPMENT

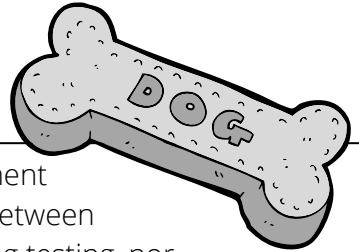
All tests must be performed on leash. For collars, dogs should wear well-fitting buckle or slip collars made of leather, or fabric. Special training collars such as pinch collars, head halters, and electronic collars are not permitted in the CGC test.

As of November 4, 2010, body harnesses may be used in the CGC test. The evaluator should check to make sure the harness is not of a type that completely restricts the dog's movement such that it could not pull or jump up if it tried.

We recognize that special training collars such as head collars and no-jump harnesses may be very useful tools for beginning dog trainers, however, we feel that dogs are ready to take the CGC test at the point at which they are transitioned to equipment that allows the evaluator to see that the dog has been trained.



ENCOURAGEMENT



Owners/handlers may use praise and encouragement throughout the test. The owner may pet the dog between exercises. Food and treats are not permitted during testing, nor is the use of toys, squeaky toys, etc. to get the dog to do something. We recognize that food and toys may provide valuable reinforcement or encouragement during the training process but these items should not be used during the test.

FAILURES - DISMISSALS

Any dog that eliminates (goes potty) during testing must be marked failed. The only exception to this rule is that elimination is allowable in test Item 10, but only when test Item 10 is held outdoors.

Any dog that growls, snaps, bites, attacks, or attempts to attack a person or another dog is not a good citizen and must be dismissed from the test.